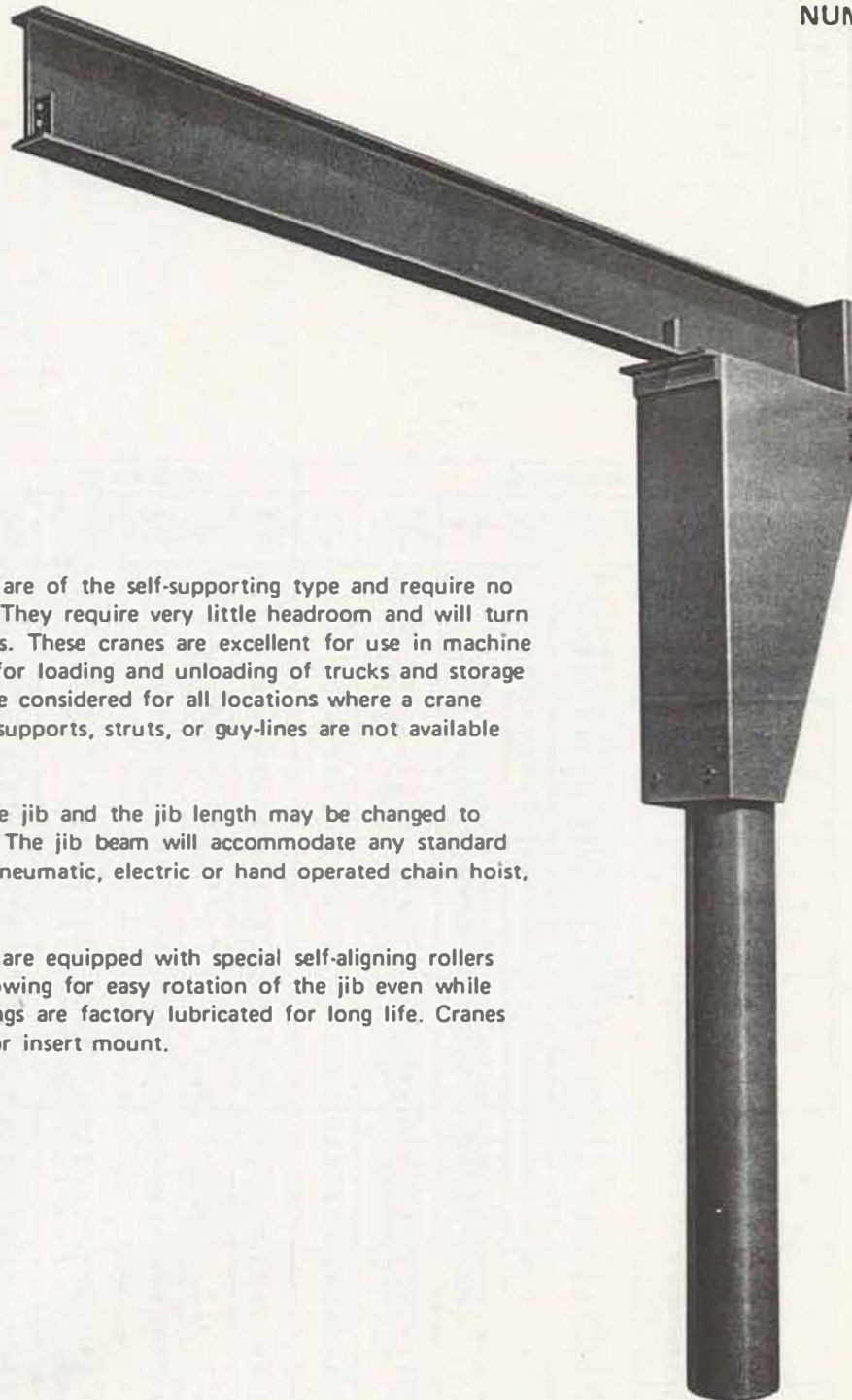


# DOWNS PILLAR JIB CRANES

BULLETIN  
NUMBER 562



DOWNS Pillar Jib Cranes are of the self-supporting type and require no top bracing of any kind. They require very little headroom and will turn through a full 360 degrees. These cranes are excellent for use in machine and fabrication shops or for loading and unloading of trucks and storage areas. They also should be considered for all locations where a crane is required and overhead supports, struts, or guy-lines are not available or cannot be used.

The clear height under the jib and the jib length may be changed to suit operating conditions. The jib beam will accommodate any standard trolley equipped with a pneumatic, electric or hand operated chain hoist, of nominal lifting speed.

DOWNS Pillar Jib Cranes are equipped with special self-aligning rollers and thrust assemblies, allowing for easy rotation of the jib even while under full load. All bearings are factory lubricated for long life. Cranes are available either base or insert mount.

## DOWNS CRANE & HOIST CO. INC.

MECHANICAL ENGINEERS

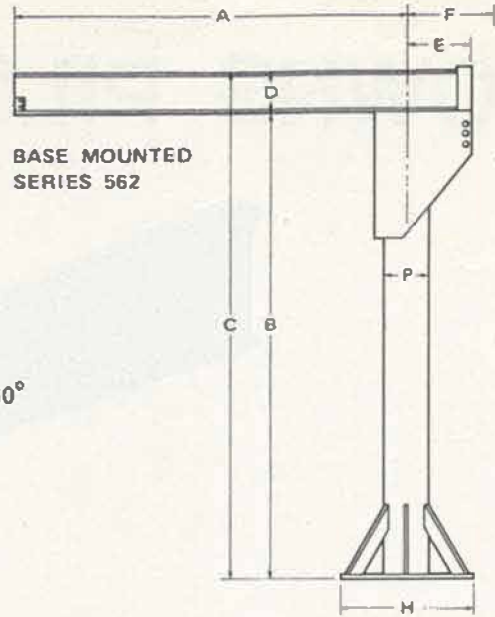
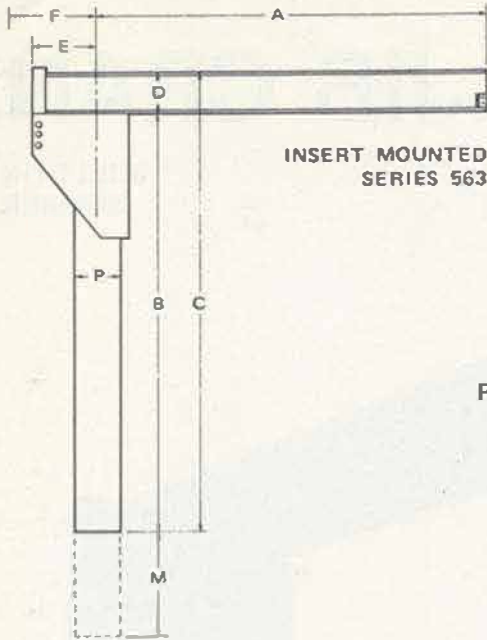
8827 JUNIPER ST. • LOS ANGELES • CALIFORNIA 90002  
U.S.A.

DESIGNERS & MANUFACTURERS OF MATERIAL HANDLING EQUIPMENT SINCE 1922

Phone:(323)589-6061 Fax: (323)589-6066

[www.DownsCrane.com](http://www.DownsCrane.com)

# DOWNS PILLAR JIB CRANES



ROTATION - 360°

SERIES 562 & 563										SERIES 562 ONLY				SERIES 563 ONLY	
CAP. TONS	SPAN FEET A	HEIGHT UNDER BOOM B	HEIGHT OVERALL C	BEAM SIZE D	HOOD E	BACK-SWING F	PIPE DIA. P	BASE DIA. H	BASE THICK.	BOLT CIRCLE RADIUS	NO. & SIZE OF MTG. BOLTS	NET WT. LBS.	DEPTH OF INSERT M	NET WT. LBS.	
1/4	8	10'-0"	10'-7"	7	12	13 3/8	8	30	3/8	13	6-3/8	844	4'-0"	737	
	10	10'-0"	10'-7"	7	12	13 3/8	8	30	3/8	13	6-3/8	875	4'-0"	768	
	12	10'-0"	10'-7"	7	12	13 3/8	8	30	3/8	13	6-3/8	905	4'-0"	798	
	14	10'-0"	10'-8"	8	12	13 3/8	8	30	3/8	13	6-3/8	982	4'-0"	875	
	16	10'-0"	10'-8"	8	12	13 3/8	8	30	3/8	13	6-3/8	1018	4'-0"	911	
	18	10'-0"	10'-10"	10	13 1/2	14 7/8	10	36	3/4	16	6-1	1457	4'-0"	1280	
20	10'-0"	10'-10"	10	13 1/2	14 7/8	10	36	3/4	16	6-1	1509	4'-0"	1332		
1/2	8	10'-0"	10'-7"	7	12	13 3/8	8	30	3/8	13	6-3/8	844	4'-0"	737	
	10	10'-0"	10'-8"	8	12	13 3/8	8	30	3/8	13	6-3/8	908	4'-0"	801	
	12	10'-0"	10'-8"	8	13 1/2	14 7/8	10	36	3/4	16	6-1	1213	4'-0"	1038	
	14	10'-0"	10'-10"	10	13 1/2	14 7/8	10	36	3/4	16	6-1	1313	4'-0"	1138	
	16	10'-0"	10'-10"	10	13 1/2	14 7/8	10	36	3/4	16	6-1	1407	4'-0"	1230	
	18	10'-0"	11'-0"	12	21 3/8	22 1 1/8	12	42	1	19	6-1 1/2	2190	4'-0"	1842	
20	10'-0"	11'-0"	12	21 3/8	22 1 1/8	12	42	1	19	6-1 1/2	2210	4'-0"	1902		
1	8	10'-0"	10'-8"	8	13 1/2	14 7/8	10	36	3/4	16	6-1	1142	4'-0"	965	
	10	10'-0"	10'-10"	10	13 1/2	14 7/8	10	36	3/4	16	6-1	1254	4'-0"	1077	
	12	10'-0"	10'-10"	10	21 3/8	22 1 1/8	12	42	1	19	6-1 1/2	1870	4'-0"	1562	
	14	10'-0"	11'-0"	12	21 3/8	22 1 1/8	12	42	1	19	6-1 1/2	2020	4'-0"	1712	
	16	10'-0"	11'-0"	12	21 3/8	22 1 1/8	12	42	1	19	6-1 1/2	2085	4'-0"	1777	
	18	10'-0"	11'-3"	15	25 3/8	27 1/8	14	48	1	22	6-1 1/2	2771	5'-0"	2378	
20	10'-0"	11'-3"	15	25 3/8	27 1/8	14	48	1	22	6-1 1/2	2851	5'-0"	2468		
1-1/2	8	10'-0"	10'-10"	10	21 3/8	22 1 1/8	12	42	1	19	6-1 1/2	1766	4'-0"	1458	
	10	10'-0"	10'-10"	10	21 3/8	22 1 1/8	12	42	1	19	6-1 1/2	1801	4'-0"	1493	
	12	10'-0"	11'-0"	12	21 3/8	22 1 1/8	12	42	1	19	6-1 1/2	1955	4'-0"	1647	
	14	10'-0"	11'-3"	15	25 3/8	27 1/8	14	48	1	22	6-1 1/2	2904	5'-0"	2211	
	16	10'-0"	11'-3"	15	25 3/8	27 1/8	14	48	1	22	6-1 1/2	2687	5'-0"	2294	
	18	12'-0"	13'-3"	15	30 3/8	32 1/8	16	54	1 1/2	25	6-1 1/2	3696	5'-0"	3139	
20	12'-0"	13'-6"	16	30 3/8	32 1/8	16	54	1 1/2	25	6-1 1/2	4048	5'-0"	3489		
2	8	10'-0"	11'-0"	12	21 3/8	22 1 1/8	12	42	1	19	6-1 1/2	1829	4'-0"	1521	
	10	10'-0"	11'-0"	12	25 3/8	27 1/8	14	48	1	22	6-1 1/2	2297	5'-0"	1904	
	12	10'-0"	11'-3"	15	25 3/8	27 1/8	14	48	1	22	6-1 1/2	2516	5'-0"	2123	
	14	12'-0"	13'-3"	15	30 3/8	32 1/8	16	54	1 1/2	25	6-1 1/2	3528	5'-0"	2969	
	16	12'-0"	13'-6"	16	30 3/8	32 1/8	16	54	1 1/2	25	6-1 1/2	3826	5'-0"	3269	
	18	12'-0"	13'-6"	16	30 3/8	32 1/8	16	54	1 1/2	25	6-1 1/2	3938	5'-0"	3379	
20	12'-0"	13'-6"	16	36 1/2	37 3/8	18	60	1 1/2	27	8-1 1/2	5387	5'-0"	4841		
3	8	10'-0"	11'-3"	15	25 3/8	27 1/8	14	48	1	22	6-1 1/2	2344	5'-0"	1951	
	10	12'-0"	13'-3"	15	30 3/8	32 1/8	16	54	1 1/2	25	6-1 1/2	3353	5'-0"	2794	
	12	12'-0"	13'-6"	16	30 3/8	32 1/8	16	54	1 1/2	25	6-1 1/2	3608	5'-0"	3049	
	14	12'-0"	13'-6"	16	36 1/2	37 3/8	18	60	1 1/2	27	8-1 1/2	5060	5'-0"	4514	
	16	12'-0"	13'-6"	16	36 1/2	37 3/8	18	60	1 1/2	27	8-1 1/2	5187	5'-0"	4621	
	18	12'-0"	13'-6"	20	36 1/2	37 3/8	18	60	1 1/2	27	8-1 1/2	5497	5'-0"	4951	
20	12'-0"	13'-6"	20	36	40	20	66	1 1/2	30	8-1 1/2	7195	5'-0"	6322		
4	8	12'-0"	13'-3"	15	30 3/8	32 1/8	16	54	1 1/2	25	6-1 1/2	3266	5'-0"	2709	
	10	12'-0"	13'-6"	18	30 3/8	32 1/8	16	54	1 1/2	25	6-1 1/2	3498	5'-0"	2939	
	12	12'-0"	13'-6"	18	36 1/2	37 3/8	18	60	1 1/2	27	8-1 1/2	4952	5'-0"	4406	
	14	12'-0"	13'-6"	20	36 1/2	37 3/8	18	60	1 1/2	27	8-1 1/2	5237	5'-0"	4691	
	16	12'-0"	13'-6"	20	36	40	20	66	1 1/2	30	8-1 1/2	8595	5'-0"	6722	
	18	12'-0"	14'-0"	24	36	40	20	66	1 1/2	30	8-1 1/2	7025	5'-0"	6152	
20	12'-0"	14'-0"	24	36	40	20	66	1 1/2	30	8-1 1/2	7185	5'-0"	6322		
5	8	12'-0"	13'-6"	18	30 3/8	32 1/8	16	54	1 1/2	25	6-1 1/2	3290	5'-0"	2831	
	10	12'-0"	13'-6"	18	36 1/2	37 3/8	18	60	1 1/2	27	8-1 1/2	4840	5'-0"	4294	
	12	12'-0"	13'-6"	20	36 1/2	37 3/8	18	60	1 1/2	27	8-1 1/2	5107	5'-0"	4581	
	14	12'-0"	14'-0"	24	36	40	20	66	1 1/2	30	8-1 1/2	6710	5'-0"	5837	
16	12'-0"	14'-0"	24	36	40	20	66	1 1/2	30	8-1 1/2	6866	5'-0"	5993		
6	8	12'-0"	13'-6"	18	36 1/2	37 3/8	18	60	1 1/2	27	8-1 1/2	4730	5'-0"	4184	
	10	12'-0"	13'-6"	20	36 1/2	37 3/8	18	60	1 1/2	27	8-1 1/2	4975	5'-0"	4429	
	12	12'-0"	14'-0"	24	36	40	20	66	1 1/2	30	8-1 1/2	6554	5'-0"	5681	

FOR USE WITH HOISTS HAVING A SPEED GREATER THAN 25 FPM, CONTACT THE FACTORY.