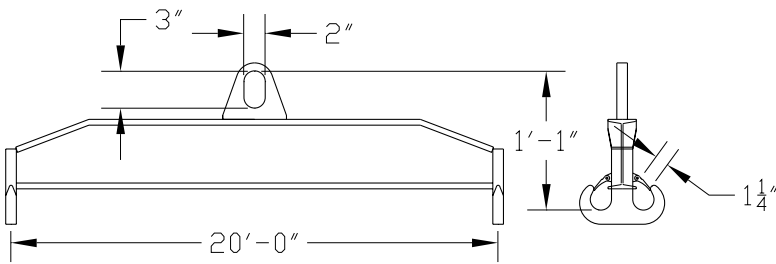


# Downs Crane & Hoist Company

## 96 Series Spreader Beam

ITEM #96-10-20



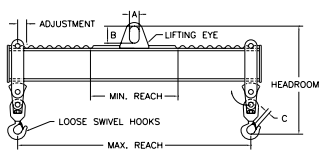
1,000 lb Capacity  
All dimensions are for reference only  
WEIGHT APPROX. 315 lbs



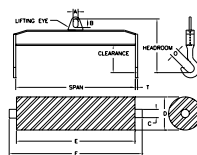
### Key Features

- Lifting eye made of Mild Steel to protect Crane Hook
- Inner upper edges of lifting eye chamfered and ground to help protect crane hook
- Ends of Spreader Beam are beveled to reduce sharp edges to help protect operators and to reduce weight
- Oversized Twin Hooks are chamfered and ground for use with nylon slings
- Latches on hooks are included as standard equipment
- Designed to meet or exceed our interpretation of applicable OSHA and ANSI/ASME B30-20 Standards
- See Series 97 Sheets for alternate end fittings

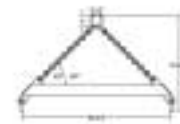
### Sample Spreaders



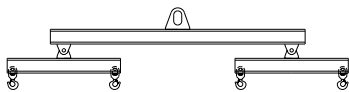
Series 100 Spreader Beam



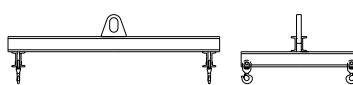
Series 101 Spreader Beam



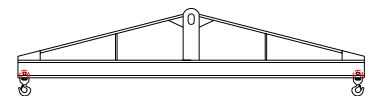
Series 102 Spreader Beam



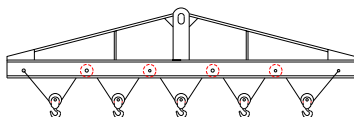
Series 103 Spreader Beam



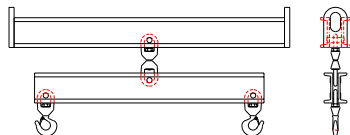
Series 104 Spreader Beam



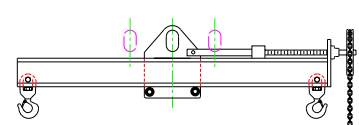
Series 105 Spreader Beam



Series 106 Spreader Beam



Series 109 Spreader Beam



Series 110 Spreader Beam

Phone: (323)589-6061

Toll Free: (800)748-5994  
www.downscrane.com

FAX: (323)589-6066