

BEAMS

SERIES 96-----Rigid Twin Hooks

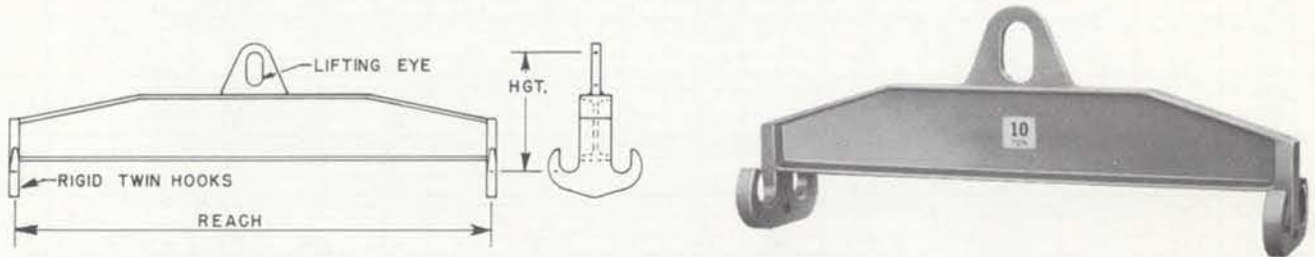
Load Spreaders are used when loads to be lifted on a single hoist must be picked and supported at two or more suspension points.

Listed in this bulletin are two of the more popular types in capacities to twenty tons and lengths or reaches up to twenty feet. These spreaders are assembled to order only from stock fittings and any intermediate reach may be specified.

The spreaders as listed may be ordered with extra

hooks or fittings installed on the beam for additional load support. When so ordered the hook spacing must be specified and also the type of hook or fitting if other than the standard shown.

Load spreaders can be furnished in a large number of practical designs to suit any lifting or handling condition. Longer reaches, large capacities and other special constructions will be quoted on request.



CAP. TONS	REACH — FEET															LIFTING EYE DIMS.	HOOK OPENING INCHS
	2'-0"	3'-0"	4'-0"	5'-0"	6'-0"	7'-0"	8'-0"	9'-0"	10'-0"	12'-0"	14'-0"	16'-0"	18'-0"	20'-0"			
1/4	ITEM N ^o	96-5-2	96-5-3	96-5-4	96-5-5	96-5-6	96-5-7	96-5-8	96-5-9	96-5-10	96-5-12	96-5-14	96-5-16	96-5-18	96-5-20	2 X 3"	1 1/4"
	HGT.	9"	9"	9"	9"	9"	9"	9"	9"	9"	10"	10"	10"	11"	11"		
	WGT.	21	27	32	38	44	49	55	62	68	105	120	135	190	210		
1/2	ITEM N ^o	96-10-2	96-10-3	96-10-4	96-10-5	96-10-6	96-10-7	96-10-8	96-10-9	96-10-10	96-10-12	96-10-14	96-10-16	96-10-18	96-10-20	2 X 3"	1 1/4"
	HGT.	9"	9"	9"	9"	9"	9"	9"	10"	10"	10"	11"	12"	13"			
	WGT.	22	30	34	40	45	50	60	80	86	110	150	210	235	315		
1	ITEM N ^o	96-20-2	96-20-3	96-20-4	96-20-5	96-20-6	96-20-7	96-20-8	96-20-9	96-20-10	96-20-12	96-20-14	96-20-16	96-20-18	96-20-20	2 X 3"	1 1/4"
	HGT.	9"	9"	9"	10"	10"	10"	11"	11"	12"	13"	13"	14"	16"			
	WGT.	23	30	35	50	60	65	90	100	110	160	225	255	340	520		
1 1/2	ITEM N ^o	96-30-2	96-30-3	96-30-4	96-30-5	96-30-6	96-30-7	96-30-8	96-30-9	96-30-10	96-30-12	96-30-14	96-30-16	96-30-18	96-30-20	2 1/2 X 4"	1 1/2"
	HGT.	10"	10"	11"	11"	12"	12"	12"	13"	13"	14"	15"	15"	17"			
	WGT.	24	32	45	55	75	85	95	125	140	196	270	310	470	530		
2	ITEM N ^o	96-40-2	96-40-3	96-40-4	96-40-5	96-40-6	96-40-7	96-40-8	96-40-9	96-40-10	96-40-12	96-40-14	96-40-16	96-40-18	96-40-20	2 1/2 X 4"	1 1/2"
	HGT.	10"	11"	11"	12"	12"	13"	13"	14"	15"	15"	17"	17"	19"			
	WGT.	28	40	48	65	80	100	115	125	170	235	275	420	477	650		
3	ITEM N ^o	96-60-2	96-60-3	96-60-4	96-60-5	96-60-6	96-60-7	96-60-8	96-60-9	96-60-10	96-60-12	96-60-14	96-60-16	96-60-18	96-60-20	3 X 5"	2 1/4"
	HGT.	13"	14"	14"	15"	15"	16"	16"	17"	17"	19"	19"	21"	21"			
	WGT.	50	65	75	96	110	140	160	175	220	340	390	545	610	850		
5	ITEM N ^o	96-100-2	96-100-3	96-100-4	96-100-5	96-100-6	96-100-7	96-100-8	96-100-9	96-100-10	96-100-12	96-100-14	96-100-16	96-100-18	96-100-20	3 X 5"	2 1/4"
	HGT.	14"	15"	16"	16"	17"	17"	19"	19"	19"	21"	21"	21"	23"			
	WGT.	60	75	95	110	145	165	240	265	290	355	480	690	770	895		
7 1/2	ITEM N ^o	96-150-2	96-150-3	96-150-4	96-150-5	96-150-6	96-150-7	96-150-8	96-150-9	96-150-10	96-150-12	96-150-14	96-150-16	96-150-18	96-150-20	4 X 7"	2 1/2"
	HGT.	18"	19"	20"	20"	22"	22"	22"	24"	24"	24"	26"	26"	26"			
	WGT.	110	125	150	170	230	255	280	365	395	460	650	765	1175	1296		
10	ITEM N ^o	96-200-2	96-200-3	96-200-4	96-200-5	96-200-6	96-200-7	96-200-8	96-200-9	96-200-10	96-200-12	96-200-14	96-200-16	96-200-18	96-200-20	4 X 7"	2 1/2"
	HGT.	19"	20"	22"	22"	24"	24"	24"	24"	24"	26"	26"	26"	28"			
	WGT.	110	135	180	205	238	300	335	372	485	560	680	1055	1184	1340		
15	ITEM N ^o	96-300-2	96-300-3	96-300-4	96-300-5	96-300-6	96-300-7	96-300-8	96-300-9	96-300-10	96-300-12	96-300-14	96-300-16	96-300-18	96-300-20	5 X 9"	3"
	HGT.	23"	25"	25"	27"	27"	27"	27"	29"	29"	29"	29"	29"	32"			
	WGT.	195	235	260	315	350	445	490	540	585	690	1010	1405	1560	1915		
20	ITEM N ^o	96-400-2	96-400-3	96-400-4	96-400-5	96-400-6	96-400-7	96-400-8	96-400-9	96-400-10	96-400-12	96-400-14	96-400-16	96-400-18	96-400-20	5 X 9"	3"
	HGT.	25"	25"	27"	27"	27"	27"	27"	29"	29"	29"	29"	29"	34"			
	WGT.	210	235	290	360	475	530	580	635	765	1095	1250	1550	1740	2075		

DOWN'S CRANE & HOIST CO., INC.

8827 S. JUNIPER ST., LOS ANGELES, CALIF. 90002

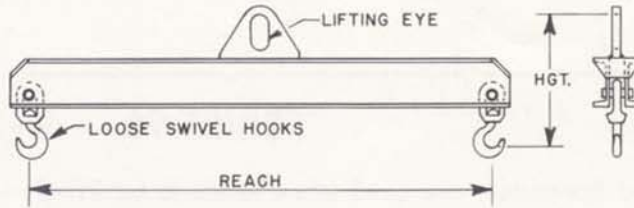

PHONE: (323) 589-6061

WWW.DOWNSCRANE.COM

DOWN'S CRANE & HOIST CO., INC.

8827 S. JUNIPER ST., LOS ANGELES, CALIF. 90002

SERIES 97 - - - - Loose Swivel Hooks



CAP. TONS	ITEM N°	REACH - FEET														LIFTING EYE DIMS.	HOOK OPENING INCHS
		2'-0"	3'-0"	4'-0"	5'-0"	6'-0"	7'-0"	8'-0"	9'-0"	10'-0"	12'-0"	14'-0"	16'-0"	18'-0"	20'-0"		
1/4	97-5-2	97-5-3	97-5-4	97-5-5	97-5-6	97-5-7	97-5-8	97-5-9	97-5-10	97-5-12	97-5-14	97-5-16	97-5-18	97-5-20	2 X 3"	1 1/8"	
	HGT.	11"	11"	11"	11"	11"	11"	11"	11"	11"	11"	12"	12"	12"			
	WGT.	27 LB	35	42	53	60	68	77	85	95	110	165	185	210			230
1/2	97-10-2	97-10-3	97-10-4	97-10-5	97-10-6	97-10-7	97-10-8	97-10-9	97-10-10	97-10-12	97-10-14	97-10-16	97-10-18	97-10-20	2 X 3	1 1/8	
	HGT.	11	11	11	11	11	11	11	12	12	12	13	13	14			
	WGT.	28	37	44	55	62	70	78	88	120	140	166	226	255			345
1	97-20-2	97-20-3	97-20-4	97-20-5	97-20-6	97-20-7	97-20-8	97-20-9	97-20-10	97-20-12	97-20-14	97-20-16	97-20-18	97-20-20	2 X 3	1 1/4	
	HGT.	11	11	11	12	12	12	12	12	14	15	15	16	17			
	WGT.	30	38	45	57	80	90	100	110	125	175	245	280	380			485
1 1/2	97-30-2	97-30-3	97-30-4	97-30-5	97-30-6	97-30-7	97-30-8	97-30-9	97-30-10	97-30-12	97-30-14	97-30-16	97-30-18	97-30-20	2 1/2 X 4	1 1/4	
	HGT.	13	13	14	14	15	15	15	15	16	17	18	18	19			
	WGT.	33	40	60	70	85	110	125	140	155	218	296	390	440			560
2	97-40-2	97-40-3	97-40-4	97-40-5	97-40-6	97-40-7	97-40-8	97-40-9	97-40-10	97-40-12	97-40-14	97-40-16	97-40-18	97-40-20	2 1/2 X 4	1 1/4	
	HGT.	13	14	14	14	15	15	15	16	16	16	18	18	19			
	WGT.	35	44	63	75	96	115	130	165	180	255	300	398	510			660
3	97-60-2	97-60-3	97-60-4	97-60-5	97-60-6	97-60-7	97-60-8	97-60-9	97-60-10	97-60-12	97-60-14	97-60-16	97-60-18	97-60-20	3 X 5	1 1/2	
	HGT.	16	16	17	17	17	17	18	18	19	21	21	23	23			
	WGT.	45	55	85	98	130	150	190	210	230	310	465	530	785			870
5	97-100-2	97-100-3	97-100-4	97-100-5	97-100-6	97-100-7	97-100-8	97-100-9	97-100-10	97-100-12	97-100-14	97-100-16	97-100-18	97-100-20	3 X 5	1 7/8	
	HGT.	18	19	19	20	20	21	21	22	22	23	25	25	28			28
	WGT.	55	75	105	140	160	190	210	290	315	415	630	715	1285			1420
7 1/2	97-150-2	97-150-3	97-150-4	97-150-5	97-150-6	97-150-7	97-150-8	97-150-9	97-150-10	97-150-12	97-150-14	97-150-16	97-150-18	97-150-20	4 X 7	2 1/4	
	HGT.	22	23	24	25	26	26	27	27	29	31	31	31	31			
	WGT.	95	120	150	190	235	260	320	350	495	575	1040	1175	1315			1450
10	97-200-2	97-200-3	97-200-4	97-200-5	97-200-6	97-200-7	97-200-8	97-200-9	97-200-10	97-200-12	97-200-14	97-200-16	97-200-18	97-200-20	4 X 7	2 1/2	
	HGT.	24	25	26	27	28	28	29	29	32	32	32	32	35			
	WGT.	115	145	175	225	275	305	430	470	510	925	1060	1195	1335			1825
15	97-300-2	97-300-3	97-300-4	97-300-5	97-300-6	97-300-7	97-300-8	97-300-9	97-300-10	97-300-12	97-300-14	97-300-16	97-300-18	97-300-20	5 X 9	3 3/8	
	HGT.	31	33	34	36	36	36	39	39	39	42	42	42	42			
	WGT.	200	245	290	380	425	465	730	800	870	1065	1140	1515	1855			2540
20	97-400-2	97-400-3	97-400-4	97-400-5	97-400-6	97-400-7	97-400-8	97-400-9	97-400-10	97-400-12	97-400-14	97-400-16	97-400-18	97-400-20	5 X 9	3 3/8	
	HGT.	32	34	36	36	38	38	38	38	41	41	42	42	42			
	WGT.	210	260	340	385	600	665	738	810	880	1200	1395	1815	2460			2930

SPECIAL SPREADERS

<p>SERIES 98</p> <p>ADJUSTABLE - "S" HOOKS "C" HOOKS OR SHACKLES.</p>	<p>SERIES 100</p> <p>ADJUSTABLE - SAFETY LOCK LOAD HANGERS.</p>	<p>SERIES 104</p> <p>TWO WAY SPREADER - FOUR POINT SUPPORT.</p>
<p>SERIES 99</p> <p>ADJUSTABLE - USE WITH "S" OR "C" HOOKS.</p>	<p>SERIES 102</p> <p>WIRE ROPE BRIDLE SUSPENSION.</p>	<p>SERIES 105</p> <p>RIGID FRAME SPREADER.</p>
<p>SERIES 101</p> <p>TRUNNION BAIL</p>	<p>SERIES 103</p> <p>EQUALIZER - FOUR POINT LOAD SUPPORT.</p>	<p>SERIES 106</p> <p>WIRE ROPE REEVED EQUALIZER MULTI-POINT LOAD SUPPORT.</p>

SPECIAL END FITTINGS

SHACKLE PLATE	"C" HOOK	"S" HOOK	LOOSE TWIN HOOK	SWIVEL EYE	LOOSE HOOK	RIGID END HOOK	LOOSE SAFETY HOOK	DROP LINK	DROP CHAIN

We reserve the right to change design at any time when in our opinion the product may be improved thereby. Weights as given are approximate and may vary. Capacities given have been carefully calculated and proven in use; they are submitted without assuming any responsibility beyond the original price of the merchandise.